






LESMURDIE

PLAN NOT TO SCALE

Living Area: 185.73 sqm
Garage: 38.42 sqm
Patio & Porch: 25.91 sqm
TOTAL AREA- 250.06 sqm

Length: 16.79 m
Width: 15.59 m

-  4
-  2
-  2

Price is Subjected to Change
Standard Rebetzke Homes Inclusions

Artist Impression Only
 Copyright Kevin Rebetzke Homes Pty Ltd

